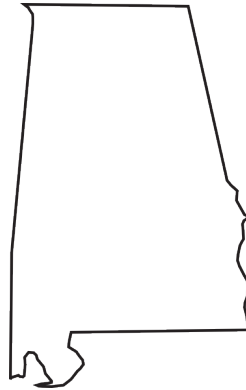


ALABAMA



Statewide Economic Burden of Vision Loss:	\$2,413,000,000
Statewide Prevalence of AMD Age 40 and older:	258,849
Statewide Prevalence of Diabetic Retinopathy:	192,812
Statewide Prevalence of Diagnosed Glaucoma:	53,000
Statewide Prevalence of All Other Eye Disorders:	218,700
Current Statewide National Eye Institute Funding:	\$14,436,130

Nationwide, vision disorders have the fifth-highest direct medical costs estimated at \$201 billion in 2026 – only less than heart disease, cancers, emotional disorders, and pulmonary conditions. The U.S. is spending over \$587 per American on the treatment of vision disorders every year, while only spending \$2.64 per American on research that can prevent these conditions and improve outcomes for patients.

The Centers for Disease Control (CDC) estimates that three in five Americans over 40 have eye and vision problems (over 90 million Americans). By 2030, over 50% of the global population is projected to be myopic and by 2050, without effective interventions, CDC estimates a 72% increase in diabetic retinopathy, an 87% increase in cataracts, a 100% increase in glaucoma, a 100% increase in macular degeneration, and a 150% increase in vision impairment and blindness, resulting in an annual cost of \$750 B for vision impairment and eye disease, (inflation-adjusted dollars).

ALASKA



Statewide Economic Burden of Vision Loss:	\$255,000,000
Statewide Prevalence of AMD Age 40 and older:	92,407
Statewide Prevalence of Diabetic Retinopathy:	20,708
Statewide Prevalence of Diagnosed Glaucoma:	11,881
Current Statewide National Eye Institute Funding:	N/A

Nationwide, vision disorders have the fifth-highest direct medical costs estimated at \$201 billion in 2026 – only less than heart disease, cancers, emotional disorders, and pulmonary conditions. The U.S. is spending over \$587 per American on the treatment of vision disorders every year, while only spending \$2.64 per American on research that can prevent these conditions and improve outcomes for patients.

The Centers for Disease Control (CDC) estimates that three in five Americans over 40 have eye and vision problems (over 90 million Americans). By 2030, over 50% of the global population is projected to be myopic and by 2050, without effective interventions, CDC estimates a 72% increase in diabetic retinopathy, an 87% increase in cataracts, a 100% increase in glaucoma, a 100% increase in macular degeneration, and a 150% increase in vision impairment and blindness, resulting in an annual cost of \$750 B for vision impairment and eye disease, (inflation-adjusted dollars).

ARIZONA



Statewide Economic Burden of Vision Loss:	\$2,931,000,000
Statewide Prevalence of AMD Age 40 and older:	955,380
Statewide Prevalence of Diabetic Retinopathy:	214,091
Statewide Prevalence of Diagnosed Glaucoma:	122,8355
Current Statewide National Eye Institute Funding:	\$5,118,622

Nationwide, vision disorders have the fifth-highest direct medical costs estimated at \$201 billion in 2026 – only less than heart disease, cancers, emotional disorders, and pulmonary conditions. The U.S. is spending over \$587 per American on the treatment of vision disorders every year, while only spending \$2.64 per American on research that can prevent these conditions and improve outcomes for patients.

The Centers for Disease Control (CDC) estimates that three in five Americans over 40 have eye and vision problems (over 90 million Americans). By 2030, over 50% of the global population is projected to be myopic and by 2050, without effective interventions, CDC estimates a 72% increase in diabetic retinopathy, an 87% increase in cataracts, a 100% increase in glaucoma, a 100% increase in macular degeneration, and a 150% increase in vision impairment and blindness, resulting in an annual cost of \$750 B for vision impairment and eye disease, (inflation-adjusted dollars).

*Data compiled from the Centers for Disease Control and Prevention (CDC) Vision and Eye Health Surveillance System (VEHSS)

ARKANSAS



Statewide Economic Burden of Vision Loss:	\$1,375,000,000
Statewide Prevalence of AMD Age 40 and older:	386,568
Statewide Prevalence of Diabetic Retinopathy:	85,994
Statewide Prevalence of Diagnosed Glaucoma:	49,339
Current Statewide National Eye Institute Funding:	\$751,702

Nationwide, vision disorders have the fifth-highest direct medical costs estimated at \$201 billion in 2026 – only less than heart disease, cancers, emotional disorders, and pulmonary conditions. The U.S. is spending over \$587 per American on the treatment of vision disorders every year, while only spending \$2.64 per American on research that can prevent these conditions and improve outcomes for patients.

The Centers for Disease Control (CDC) estimates that three in five Americans over 40 have eye and vision problems (over 90 million Americans). By 2030, over 50% of the global population is projected to be myopic and by 2050, without effective interventions, CDC estimates a 72% increase in diabetic retinopathy, an 87% increase in cataracts, a 100% increase in glaucoma, a 100% increase in macular degeneration, and a 150% increase in vision impairment and blindness, resulting in an annual cost of \$750 B for vision impairment and eye disease, (inflation-adjusted dollars).

CALIFORNIA



Statewide Economic Burden of Vision Loss:	\$13,483,000,000
Statewide Prevalence of AMD Age 40 and older:	2,213,693
Statewide Prevalence of Diabetic Retinopathy:	1,092,840
Statewide Prevalence of Diagnosed Glaucoma:	371,200
Statewide Prevalence of All Other Eye Disorders:	1,199,600
Current Statewide National Eye Institute Funding:	\$133,048,779

Nationwide, vision disorders have the fifth-highest direct medical costs estimated at \$201 billion in 2026 – only less than heart disease, cancers, emotional disorders, and pulmonary conditions. The U.S. is spending over \$587 per American on the treatment of vision disorders every year, while only spending \$2.64 per American on research that can prevent these conditions and improve outcomes for patients.

The Centers for Disease Control (CDC) estimates that three in five Americans over 40 have eye and vision problems (over 90 million Americans). By 2030, over 50% of the global population is projected to be myopic and by 2050, without effective interventions, CDC estimates a 72% increase in diabetic retinopathy, an 87% increase in cataracts, a 100% increase in glaucoma, a 100% increase in macular degeneration, and a 150% increase in vision impairment and blindness, resulting in an annual cost of \$750 B for vision impairment and eye disease, (inflation-adjusted dollars).

*Data compiled from the Centers for Disease Control and Prevention (CDC) Vision and Eye Health Surveillance System (VEHSS)

COLORADO

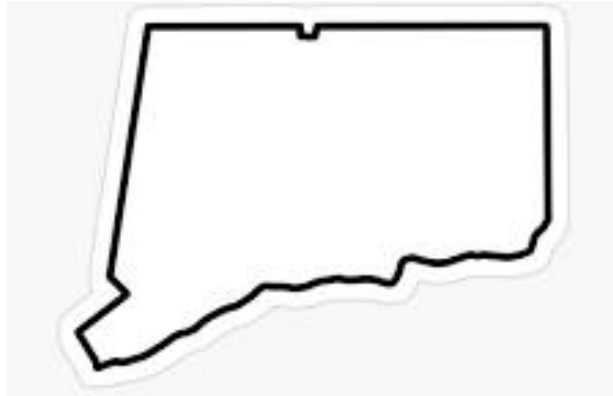


Statewide Economic Burden of Vision Loss:	\$2,085,000,000
Statewide Prevalence of AMD Age 40 and older:	735,831
Statewide Prevalence of Diabetic Retinopathy:	164,892
Statewide Prevalence of Diagnosed Glaucoma:	94,607
Current Statewide National Eye Institute Funding:	\$8,775,453

Nationwide, vision disorders have the fifth-highest direct medical costs estimated at \$201 billion in 2026 – only less than heart disease, cancers, emotional disorders, and pulmonary conditions. The U.S. is spending over \$587 per American on the treatment of vision disorders every year, while only spending \$2.64 per American on research that can prevent these conditions and improve outcomes for patients.

The Centers for Disease Control (CDC) estimates that three in five Americans over 40 have eye and vision problems (over 90 million Americans). By 2030, over 50% of the global population is projected to be myopic and by 2050, without effective interventions, CDC estimates a 72% increase in diabetic retinopathy, an 87% increase in cataracts, a 100% increase in glaucoma, a 100% increase in macular degeneration, and a 150% increase in vision impairment and blindness, resulting in an annual cost of \$750 B for vision impairment and eye disease, (inflation-adjusted dollars).

CONNECTICUT




Statewide Economic Burden of Vision Loss:	\$1,693,000,000
Statewide Prevalence of AMD Age 40 and older:	454,349
Statewide Prevalence of Diabetic Retinopathy:	101,815
Statewide Prevalence of Diagnosed Glaucoma:	58,416
Current Statewide National Eye Institute Funding:	\$10,680,928

Nationwide, vision disorders have the fifth-highest direct medical costs estimated at \$201 billion in 2026 – only less than heart disease, cancers, emotional disorders, and pulmonary conditions. The U.S. is spending over \$587 per American on the treatment of vision disorders every year, while only spending \$2.64 per American on research that can prevent these conditions and improve outcomes for patients.

The Centers for Disease Control (CDC) estimates that three in five Americans over 40 have eye and vision problems (over 90 million Americans). By 2030, over 50% of the global population is projected to be myopic and by 2050, without effective interventions, CDC estimates a 72% increase in diabetic retinopathy, an 87% increase in cataracts, a 100% increase in glaucoma, a 100% increase in macular degeneration, and a 150% increase in vision impairment and blindness, resulting in an annual cost of \$750 B for vision impairment and eye disease, (inflation-adjusted dollars).

DELAWARE



Statewide Economic Burden of Vision Loss:	\$426,000,000
Statewide Prevalence of AMD Age 40 and older:	128,318
Statewide Prevalence of Diabetic Retinopathy:	28,755
Statewide Prevalence of Diagnosed Glaucoma:	16,498
Current Statewide National Eye Institute Funding:	\$2,915,420

Nationwide, vision disorders have the fifth-highest direct medical costs estimated at \$201 billion in 2026 – only less than heart disease, cancers, emotional disorders, and pulmonary conditions. The U.S. is spending over \$587 per American on the treatment of vision disorders every year, while only spending \$2.64 per American on research that can prevent these conditions and improve outcomes for patients.

The Centers for Disease Control (CDC) estimates that three in five Americans over 40 have eye and vision problems (over 90 million Americans). By 2030, over 50% of the global population is projected to be myopic and by 2050, without effective interventions, CDC estimates a 72% increase in diabetic retinopathy, an 87% increase in cataracts, a 100% increase in glaucoma, a 100% increase in macular degeneration, and a 150% increase in vision impairment and blindness, resulting in an annual cost of \$750 B for vision impairment and eye disease, (inflation-adjusted dollars).

WASHINGTON DC

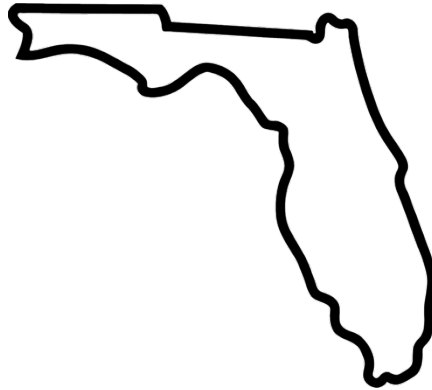


District Economic Burden of Vision Loss:	\$602,000,000
District Prevalence of AMD Age 40 and older:	17,312
Current District National Eye Institute Funding:	\$4,190,047

Nationwide, vision disorders have the fifth-highest direct medical costs estimated at \$201 billion in 2026 – only less than heart disease, cancers, emotional disorders, and pulmonary conditions. The U.S. is spending over \$587 per American on the treatment of vision disorders every year, while only spending \$2.64 per American on research that can prevent these conditions and improve outcomes for patients.

The Centers for Disease Control (CDC) estimates that three in five Americans over 40 have eye and vision problems (over 90 million Americans). By 2030, over 50% of the global population is projected to be myopic and by 2050, without effective interventions, CDC estimates a 72% increase in diabetic retinopathy, an 87% increase in cataracts, a 100% increase in glaucoma, a 100% increase in macular degeneration, and a 150% increase in vision impairment and blindness, resulting in an annual cost of \$750 B for vision impairment and eye disease, (inflation-adjusted dollars).

FLORIDA



Statewide Economic Burden of Vision Loss:	\$9,272,000,000
Statewide Prevalence of AMD Age 40 and older:	2,086,943
Statewide Prevalence of Diabetic Retinopathy:	711,680
Statewide Prevalence of Diagnosed Glaucoma:	313,600
Statewide Prevalence of All Other Eye Disorders:	1,077,600
Current Statewide National Eye Institute Funding:	\$15,242,906

Nationwide, vision disorders have the fifth-highest direct medical costs estimated at \$201 billion in 2026 – only less than heart disease, cancers, emotional disorders, and pulmonary conditions. The U.S. is spending over \$587 per American on the treatment of vision disorders every year, while only spending \$2.64 per American on research that can prevent these conditions and improve outcomes for patients.

The Centers for Disease Control (CDC) estimates that three in five Americans over 40 have eye and vision problems (over 90 million Americans). By 2030, over 50% of the global population is projected to be myopic and by 2050, without effective interventions, CDC estimates a 72% increase in diabetic retinopathy, an 87% increase in cataracts, a 100% increase in glaucoma, a 100% increase in macular degeneration, and a 150% increase in vision impairment and blindness, resulting in an annual cost of \$750 B for vision impairment and eye disease, (inflation-adjusted dollars).

GEORGIA



Statewide Economic Burden of Vision Loss:	\$3,822,000,000
Statewide Prevalence of AMD Age 40 and older:	449,048
Statewide Prevalence of Diabetic Retinopathy:	370,940
Statewide Prevalence of Diagnosed Glaucoma:	99,400
Statewide Prevalence of All Other Eye Disorders:	378,900
Current Statewide National Eye Institute Funding:	\$16,958,760

Nationwide, vision disorders have the fifth-highest direct medical costs estimated at \$201 billion in 2026 – only less than heart disease, cancers, emotional disorders, and pulmonary conditions. The U.S. is spending over \$587 per American on the treatment of vision disorders every year, while only spending \$2.64 per American on research that can prevent these conditions and improve outcomes for patients.

The Centers for Disease Control (CDC) estimates that three in five Americans over 40 have eye and vision problems (over 90 million Americans). By 2030, over 50% of the global population is projected to be myopic and by 2050, without effective interventions, CDC estimates a 72% increase in diabetic retinopathy, an 87% increase in cataracts, a 100% increase in glaucoma, a 100% increase in macular degeneration, and a 150% increase in vision impairment and blindness, resulting in an annual cost of \$750 B for vision impairment and eye disease, (inflation-adjusted dollars).

HAWAII



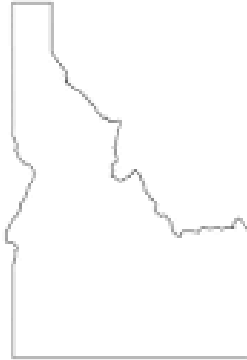
Statewide Economic Burden of Vision Loss:	\$646,000,000
Statewide Prevalence of AMD Age 40 and older:	183,364
Statewide Prevalence of Diabetic Retinopathy:	41,090
Statewide Prevalence of Diagnosed Glaucoma:	23,575
Current Statewide National Eye Institute Funding:	N/A

Nationwide, vision disorders have the fifth-highest direct medical costs estimated at \$201 billion in 2026 – only less than heart disease, cancers, emotional disorders, and pulmonary conditions. The U.S. is spending over \$587 per American on the treatment of vision disorders every year, while only spending \$2.64 per American on research that can prevent these conditions and improve outcomes for patients.

The Centers for Disease Control (CDC) estimates that three in five Americans over 40 have eye and vision problems (over 90 million Americans). By 2030, over 50% of the global population is projected to be myopic and by 2050, without effective interventions, CDC estimates a 72% increase in diabetic retinopathy, an 87% increase in cataracts, a 100% increase in glaucoma, a 100% increase in macular degeneration, and a 150% increase in vision impairment and blindness, resulting in an annual cost of \$750 B for vision impairment and eye disease, (inflation-adjusted dollars).

*Data compiled from the Centers for Disease Control and Prevention (CDC) Vision and Eye Health Surveillance System (VEHSS)

IDAHO



Statewide Economic Burden of Vision Loss:	\$679,000,000
Statewide Prevalence of AMD Age 40 and older:	239,516
Statewide Prevalence of Diabetic Retinopathy:	53,673
Statewide Prevalence of Diagnosed Glaucoma:	30,795
Current Statewide National Eye Institute Funding:	\$1,231,257

Nationwide, vision disorders have the fifth-highest direct medical costs estimated at \$201 billion in 2026 – only less than heart disease, cancers, emotional disorders, and pulmonary conditions. The U.S. is spending over \$587 per American on the treatment of vision disorders every year, while only spending \$2.64 per American on research that can prevent these conditions and improve outcomes for patients.

The Centers for Disease Control (CDC) estimates that three in five Americans over 40 have eye and vision problems (over 90 million Americans). By 2030, over 50% of the global population is projected to be myopic and by 2050, without effective interventions, CDC estimates a 72% increase in diabetic retinopathy, an 87% increase in cataracts, a 100% increase in glaucoma, a 100% increase in macular degeneration, and a 150% increase in vision impairment and blindness, resulting in an annual cost of \$750 B for vision impairment and eye disease, (inflation-adjusted dollars).

ILLINOIS



Statewide Economic Burden of Vision Loss:	\$4,560,000,000
Statewide Prevalence of AMD Age 40 and older:	697,766
Statewide Prevalence of Diabetic Retinopathy:	364,820
Statewide Prevalence of Diagnosed Glaucoma:	168,500
Statewide Prevalence of All Other Eye Disorders:	637,600
Current Statewide National Eye Institute Funding:	\$29,536,087

Nationwide, vision disorders have the fifth-highest direct medical costs estimated at \$201 billion in 2026 – only less than heart disease, cancers, emotional disorders, and pulmonary conditions. The U.S. is spending over \$587 per American on the treatment of vision disorders every year, while only spending \$2.64 per American on research that can prevent these conditions and improve outcomes for patients.

The Centers for Disease Control (CDC) estimates that three in five Americans over 40 have eye and vision problems (over 90 million Americans). By 2030, over 50% of the global population is projected to be myopic and by 2050, without effective interventions, CDC estimates a 72% increase in diabetic retinopathy, an 87% increase in cataracts, a 100% increase in glaucoma, a 100% increase in macular degeneration, and a 150% increase in vision impairment and blindness, resulting in an annual cost of \$750 B for vision impairment and eye disease, (inflation-adjusted dollars).

INDIANA




Statewide Economic Burden of Vision Loss:	\$2,408,000,000
Statewide Prevalence of AMD Age 40 and older:	383,040
Statewide Prevalence of Diabetic Retinopathy:	177,658
Statewide Prevalence of Diagnosed Glaucoma:	78,100
Statewide Prevalence of All Other Eye Disorders:	327,200
Current Statewide National Eye Institute Funding:	\$14,456,161

Nationwide, vision disorders have the fifth-highest direct medical costs estimated at \$201 billion in 2026 – only less than heart disease, cancers, emotional disorders, and pulmonary conditions. The U.S. is spending over \$587 per American on the treatment of vision disorders every year, while only spending \$2.64 per American on research that can prevent these conditions and improve outcomes for patients.

The Centers for Disease Control (CDC) estimates that three in five Americans over 40 have eye and vision problems (over 90 million Americans). By 2030, over 50% of the global population is projected to be myopic and by 2050, without effective interventions, CDC estimates a 72% increase in diabetic retinopathy, an 87% increase in cataracts, a 100% increase in glaucoma, a 100% increase in macular degeneration, and a 150% increase in vision impairment and blindness, resulting in an annual cost of \$750 B for vision impairment and eye disease, (inflation-adjusted dollars).

IOWA



Statewide Economic Burden of Vision Loss: **\$1,466,000,000**

Statewide Prevalence of AMD Age 40 and older: **405,616**

Statewide Prevalence of Diabetic Retinopathy: **90,984**


Statewide Prevalence of Diagnosed Glaucoma: **52,151**

Current Statewide National Eye Institute Funding: **\$8,200,191**

Nationwide, vision disorders have the fifth-highest direct medical costs estimated at \$201 billion in 2026 – only less than heart disease, cancers, emotional disorders, and pulmonary conditions. The U.S. is spending over \$587 per American on the treatment of vision disorders every year, while only spending \$2.64 per American on research that can prevent these conditions and improve outcomes for patients.

The Centers for Disease Control (CDC) estimates that three in five Americans over 40 have eye and vision problems (over 90 million Americans). By 2030, over 50% of the global population is projected to be myopic and by 2050, without effective interventions, CDC estimates a 72% increase in diabetic retinopathy, an 87% increase in cataracts, a 100% increase in glaucoma, a 100% increase in macular degeneration, and a 150% increase in vision impairment and blindness, resulting in an annual cost of \$750 B for vision impairment and eye disease, (inflation-adjusted dollars).

KANSAS




Statewide Economic Burden of Vision Loss:	\$1,279,000,000
Statewide Prevalence of AMD Age 40 and older:	370,173
Statewide Prevalence of Diabetic Retinopathy:	82,952
Statewide Prevalence of Diagnosed Glaucoma:	47,594
Current Statewide National Eye Institute Funding:	N/A

Nationwide, vision disorders have the fifth-highest direct medical costs estimated at \$201 billion in 2026 – only less than heart disease, cancers, emotional disorders, and pulmonary conditions. The U.S. is spending over \$587 per American on the treatment of vision disorders every year, while only spending \$2.64 per American on research that can prevent these conditions and improve outcomes for patients.

The Centers for Disease Control (CDC) estimates that three in five Americans over 40 have eye and vision problems (over 90 million Americans). By 2030, over 50% of the global population is projected to be myopic and by 2050, without effective interventions, CDC estimates a 72% increase in diabetic retinopathy, an 87% increase in cataracts, a 100% increase in glaucoma, a 100% increase in macular degeneration, and a 150% increase in vision impairment and blindness, resulting in an annual cost of \$750 B for vision impairment and eye disease, (inflation-adjusted dollars).

KENTUCKY



Statewide Economic Burden of Vision Loss:	\$1,980,000,000
Statewide Prevalence of AMD Age 40 and older:	568,551
Statewide Prevalence of Diabetic Retinopathy:	127,406
Statewide Prevalence of Diagnosed Glaucoma:	73,099
Current Statewide National Eye Institute Funding:	\$5,413,968

Nationwide, vision disorders have the fifth-highest direct medical costs estimated at \$201 billion in 2026 – only less than heart disease, cancers, emotional disorders, and pulmonary conditions. The U.S. is spending over \$587 per American on the treatment of vision disorders every year, while only spending \$2.64 per American on research that can prevent these conditions and improve outcomes for patients.

The Centers for Disease Control (CDC) estimates that three in five Americans over 40 have eye and vision problems (over 90 million Americans). By 2030, over 50% of the global population is projected to be myopic and by 2050, without effective interventions, CDC estimates a 72% increase in diabetic retinopathy, an 87% increase in cataracts, a 100% increase in glaucoma, a 100% increase in macular degeneration, and a 150% increase in vision impairment and blindness, resulting in an annual cost of \$750 B for vision impairment and eye disease, (inflation-adjusted dollars).

LOUISIANA



Statewide Economic Burden of Vision Loss:	\$1,977,000,000
Statewide Prevalence of AMD Age 40 and older:	582,630
Statewide Prevalence of Diabetic Retinopathy:	130,561
Statewide Prevalence of Diagnosed Glaucoma:	74,910
Current Statewide National Eye Institute Funding:	\$2,172,786

Nationwide, vision disorders have the fifth-highest direct medical costs estimated at \$201 billion in 2026 – only less than heart disease, cancers, emotional disorders, and pulmonary conditions. The U.S. is spending over \$587 per American on the treatment of vision disorders every year, while only spending \$2.64 per American on research that can prevent these conditions and improve outcomes for patients.

The Centers for Disease Control (CDC) estimates that three in five Americans over 40 have eye and vision problems (over 90 million Americans). By 2030, over 50% of the global population is projected to be myopic and by 2050, without effective interventions, CDC estimates a 72% increase in diabetic retinopathy, an 87% increase in cataracts, a 100% increase in glaucoma, a 100% increase in macular degeneration, and a 150% increase in vision impairment and blindness, resulting in an annual cost of \$750 B for vision impairment and eye disease, (inflation-adjusted dollars).

MAINE



Statewide Economic Burden of Vision Loss:	\$674,000,000
Statewide Prevalence of AMD Age 40 and older:	172,903
Statewide Prevalence of Diabetic Retinopathy:	38,746
Statewide Prevalence of Diagnosed Glaucoma:	22,230
Current Statewide National Eye Institute Funding:	\$4,506,195

Nationwide, vision disorders have the fifth-highest direct medical costs estimated at \$201 billion in 2026 – only less than heart disease, cancers, emotional disorders, and pulmonary conditions. The U.S. is spending over \$587 per American on the treatment of vision disorders every year, while only spending \$2.64 per American on research that can prevent these conditions and improve outcomes for patients.

The Centers for Disease Control (CDC) estimates that three in five Americans over 40 have eye and vision problems (over 90 million Americans). By 2030, over 50% of the global population is projected to be myopic and by 2050, without effective interventions, CDC estimates a 72% increase in diabetic retinopathy, an 87% increase in cataracts, a 100% increase in glaucoma, a 100% increase in macular degeneration, and a 150% increase in vision impairment and blindness, resulting in an annual cost of \$750 B for vision impairment and eye disease, (inflation-adjusted dollars).

MARYLAND

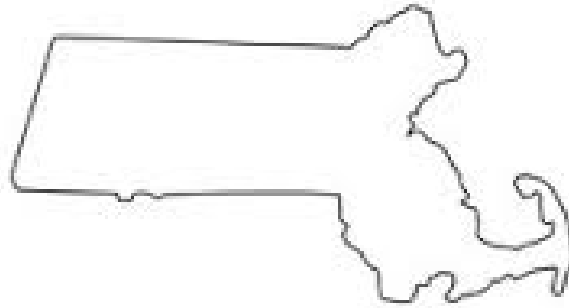


Statewide Economic Burden of Vision Loss:	\$2,377,000,000
Statewide Prevalence of AMD Age 40 and older:	289,171
Statewide Prevalence of Diabetic Retinopathy:	184,950
Statewide Prevalence of Diagnosed Glaucoma:	119,100
Statewide Prevalence of All Other Eye Disorders:	359,700
Current Statewide National Eye Institute Funding:	\$41,152,392

Nationwide, vision disorders have the fifth-highest direct medical costs estimated at \$201 billion in 2026 – only less than heart disease, cancers, emotional disorders, and pulmonary conditions. The U.S. is spending over \$587 per American on the treatment of vision disorders every year, while only spending \$2.64 per American on research that can prevent these conditions and improve outcomes for patients.

The Centers for Disease Control (CDC) estimates that three in five Americans over 40 have eye and vision problems (over 90 million Americans). By 2030, over 50% of the global population is projected to be myopic and by 2050, without effective interventions, CDC estimates a 72% increase in diabetic retinopathy, an 87% increase in cataracts, a 100% increase in glaucoma, a 100% increase in macular degeneration, and a 150% increase in vision impairment and blindness, resulting in an annual cost of \$750 B for vision impairment and eye disease, (inflation-adjusted dollars).

MASSACHUSETTS



Statewide Economic Burden of Vision Loss:	\$3,465,000,000
Statewide Prevalence of AMD Age 40 and older:	403,152
Statewide Prevalence of Diabetic Retinopathy:	195,496
Statewide Prevalence of Diagnosed Glaucoma:	126,200
Statewide Prevalence of All Other Eye Disorders:	451,600
Current Statewide National Eye Institute Funding:	\$72,616,433

Nationwide, vision disorders have the fifth-highest direct medical costs estimated at \$201 billion in 2026 – only less than heart disease, cancers, emotional disorders, and pulmonary conditions. The U.S. is spending over \$587 per American on the treatment of vision disorders every year, while only spending \$2.64 per American on research that can prevent these conditions and improve outcomes for patients.

The Centers for Disease Control (CDC) estimates that three in five Americans over 40 have eye and vision problems (over 90 million Americans). By 2030, over 50% of the global population is projected to be myopic and by 2050, without effective interventions, CDC estimates a 72% increase in diabetic retinopathy, an 87% increase in cataracts, a 100% increase in glaucoma, a 100% increase in macular degeneration, and a 150% increase in vision impairment and blindness, resulting in an annual cost of \$750 B for vision impairment and eye disease, (inflation-adjusted dollars).

MICHIGAN



Statewide Economic Burden of Vision Loss:	\$3,725,000,000
Statewide Prevalence of AMD Age 40 and older:	632,122
Statewide Prevalence of Diabetic Retinopathy:	280,840
Statewide Prevalence of Diagnosed Glaucoma:	120,900
Statewide Prevalence of All Other Eye Disorders:	441,900
Current Statewide National Eye Institute Funding:	\$26,600,398

Nationwide, vision disorders have the fifth-highest direct medical costs estimated at \$201 billion in 2026 – only less than heart disease, cancers, emotional disorders, and pulmonary conditions. The U.S. is spending over \$587 per American on the treatment of vision disorders every year, while only spending \$2.64 per American on research that can prevent these conditions and improve outcomes for patients.

The Centers for Disease Control (CDC) estimates that three in five Americans over 40 have eye and vision problems (over 90 million Americans). By 2030, over 50% of the global population is projected to be myopic and by 2050, without effective interventions, CDC estimates a 72% increase in diabetic retinopathy, an 87% increase in cataracts, a 100% increase in glaucoma, a 100% increase in macular degeneration, and a 150% increase in vision impairment and blindness, resulting in an annual cost of \$750 B for vision impairment and eye disease, (inflation-adjusted dollars).

MINNESOTA



Statewide Economic Burden of Vision Loss:	\$2,374,000,000
Statewide Prevalence of AMD Age 40 and older:	719,018
Statewide Prevalence of Diabetic Retinopathy:	161,125
Statewide Prevalence of Diagnosed Glaucoma:	92,445
Current Statewide National Eye Institute Funding:	\$6,618,105

Nationwide, vision disorders have the fifth-highest direct medical costs estimated at \$201 billion in 2026 – only less than heart disease, cancers, emotional disorders, and pulmonary conditions. The U.S. is spending over \$587 per American on the treatment of vision disorders every year, while only spending \$2.64 per American on research that can prevent these conditions and improve outcomes for patients.

The Centers for Disease Control (CDC) estimates that three in five Americans over 40 have eye and vision problems (over 90 million Americans). By 2030, over 50% of the global population is projected to be myopic and by 2050, without effective interventions, CDC estimates a 72% increase in diabetic retinopathy, an 87% increase in cataracts, a 100% increase in glaucoma, a 100% increase in macular degeneration, and a 150% increase in vision impairment and blindness, resulting in an annual cost of \$750 B for vision impairment and eye disease, (inflation-adjusted dollars).

MISSISSIPPI



Statewide Economic Burden of Vision Loss:	\$1,314,000,000
Statewide Prevalence of AMD Age 40 and older:	373,121
Statewide Prevalence of Diabetic Retinopathy:	83,613
Statewide Prevalence of Diagnosed Glaucoma:	47,973
Current Statewide National Eye Institute Funding:	\$426,250

Nationwide, vision disorders have the fifth-highest direct medical costs estimated at \$201 billion in 2026 – only less than heart disease, cancers, emotional disorders, and pulmonary conditions. The U.S. is spending over \$587 per American on the treatment of vision disorders every year, while only spending \$2.64 per American on research that can prevent these conditions and improve outcomes for patients.

The Centers for Disease Control (CDC) estimates that three in five Americans over 40 have eye and vision problems (over 90 million Americans). By 2030, over 50% of the global population is projected to be myopic and by 2050, without effective interventions, CDC estimates a 72% increase in diabetic retinopathy, an 87% increase in cataracts, a 100% increase in glaucoma, a 100% increase in macular degeneration, and a 150% increase in vision impairment and blindness, resulting in an annual cost of \$750 B for vision impairment and eye disease, (inflation-adjusted dollars).

MISSOURI



Statewide Economic Burden of Vision Loss:	\$2,794,000,000
Statewide Prevalence of AMD Age 40 and older:	779,702
Statewide Prevalence of Diabetic Retinopathy:	174,723
Statewide Prevalence of Diagnosed Glaucoma:	100,247
Current Statewide National Eye Institute Funding:	\$16,878,020

Nationwide, vision disorders have the fifth-highest direct medical costs estimated at \$201 billion in 2026 – only less than heart disease, cancers, emotional disorders, and pulmonary conditions. The U.S. is spending over \$587 per American on the treatment of vision disorders every year, while only spending \$2.64 per American on research that can prevent these conditions and improve outcomes for patients.

The Centers for Disease Control (CDC) estimates that three in five Americans over 40 have eye and vision problems (over 90 million Americans). By 2030, over 50% of the global population is projected to be myopic and by 2050, without effective interventions, CDC estimates a 72% increase in diabetic retinopathy, an 87% increase in cataracts, a 100% increase in glaucoma, a 100% increase in macular degeneration, and a 150% increase in vision impairment and blindness, resulting in an annual cost of \$750 B for vision impairment and eye disease, (inflation-adjusted dollars).

MONTANA



Statewide Economic Burden of Vision Loss:	\$480,000,000
Statewide Prevalence of AMD Age 40 and older:	143,578
Statewide Prevalence of Diabetic Retinopathy:	32,174
Statewide Prevalence of Diagnosed Glaucoma:	18,460
Current Statewide National Eye Institute Funding:	N/A

Nationwide, vision disorders have the fifth-highest direct medical costs estimated at \$201 billion in 2026 – only less than heart disease, cancers, emotional disorders, and pulmonary conditions. The U.S. is spending over \$587 per American on the treatment of vision disorders every year, while only spending \$2.64 per American on research that can prevent these conditions and improve outcomes for patients.

The Centers for Disease Control (CDC) estimates that three in five Americans over 40 have eye and vision problems (over 90 million Americans). By 2030, over 50% of the global population is projected to be myopic and by 2050, without effective interventions, CDC estimates a 72% increase in diabetic retinopathy, an 87% increase in cataracts, a 100% increase in glaucoma, a 100% increase in macular degeneration, and a 150% increase in vision impairment and blindness, resulting in an annual cost of \$750 B for vision impairment and eye disease, (inflation-adjusted dollars).

NEBRASKA

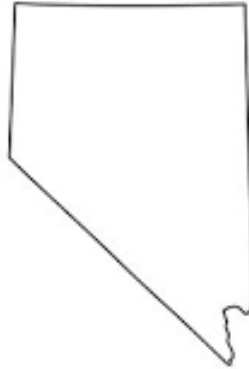


Statewide Economic Burden of Vision Loss:	\$689,000,000
Statewide Prevalence of AMD Age 40 and older:	126,688
Statewide Prevalence of Diabetic Retinopathy:	43,790
Statewide Prevalence of Diagnosed Glaucoma:	31,798
Statewide Prevalence of All Other Eye Disorders:	569,386
Current Statewide National Eye Institute Funding:	\$2,493,974

Nationwide, vision disorders have the fifth-highest direct medical costs estimated at \$201 billion in 2026 – only less than heart disease, cancers, emotional disorders, and pulmonary conditions. The U.S. is spending over \$587 per American on the treatment of vision disorders every year, while only spending \$2.64 per American on research that can prevent these conditions and improve outcomes for patients.

The Centers for Disease Control (CDC) estimates that three in five Americans over 40 have eye and vision problems (over 90 million Americans). By 2030, over 50% of the global population is projected to be myopic and by 2050, without effective interventions, CDC estimates a 72% increase in diabetic retinopathy, an 87% increase in cataracts, a 100% increase in glaucoma, a 100% increase in macular degeneration, and a 150% increase in vision impairment and blindness, resulting in an annual cost of \$750 B for vision impairment and eye disease, (inflation-adjusted dollars).

NEVADA



Statewide Economic Burden of Vision Loss:	\$1,165,000,000
Statewide Prevalence of AMD Age 40 and older:	408,064
Statewide Prevalence of Diabetic Retinopathy:	91,443
Statewide Prevalence of Diagnosed Glaucoma:	52,465
Current Statewide National Eye Institute Funding:	\$1,510,707

Nationwide, vision disorders have the fifth-highest direct medical costs estimated at \$201 billion in 2026 – only less than heart disease, cancers, emotional disorders, and pulmonary conditions. The U.S. is spending over \$587 per American on the treatment of vision disorders every year, while only spending \$2.64 per American on research that can prevent these conditions and improve outcomes for patients.

The Centers for Disease Control (CDC) estimates that three in five Americans over 40 have eye and vision problems (over 90 million Americans). By 2030, over 50% of the global population is projected to be myopic and by 2050, without effective interventions, CDC estimates a 72% increase in diabetic retinopathy, an 87% increase in cataracts, a 100% increase in glaucoma, a 100% increase in macular degeneration, and a 150% increase in vision impairment and blindness, resulting in an annual cost of \$750 B for vision impairment and eye disease, (inflation-adjusted dollars).

NEW HAMPSHIRE



Statewide Economic Burden of Vision Loss:	\$615,000,000
Statewide Prevalence of AMD Age 40 and older:	176,673
Statewide Prevalence of Diabetic Retinopathy:	39,613
Statewide Prevalence of Diagnosed Glaucoma:	22,728
Current Statewide National Eye Institute Funding:	\$1,600,282

Nationwide, vision disorders have the fifth-highest direct medical costs estimated at \$201 billion in 2026 – only less than heart disease, cancers, emotional disorders, and pulmonary conditions. The U.S. is spending over \$587 per American on the treatment of vision disorders every year, while only spending \$2.64 per American on research that can prevent these conditions and improve outcomes for patients.

The Centers for Disease Control (CDC) estimates that three in five Americans over 40 have eye and vision problems (over 90 million Americans). By 2030, over 50% of the global population is projected to be myopic and by 2050, without effective interventions, CDC estimates a 72% increase in diabetic retinopathy, an 87% increase in cataracts, a 100% increase in glaucoma, a 100% increase in macular degeneration, and a 150% increase in vision impairment and blindness, resulting in an annual cost of \$750 B for vision impairment and eye disease, (inflation-adjusted dollars).

NEW JERSEY

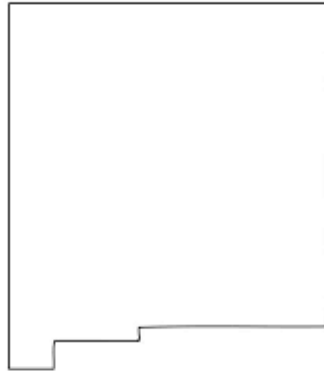


Statewide Economic Burden of Vision Loss:	\$4,049,000,000
Statewide Prevalence of AMD Age 40 and older:	1,197,107
Statewide Prevalence of Diabetic Retinopathy:	268,259
Statewide Prevalence of Diagnosed Glaucoma:	153,914
Current Statewide National Eye Institute Funding:	\$4,972,107

Nationwide, vision disorders have the fifth-highest direct medical costs estimated at \$201 billion in 2026 – only less than heart disease, cancers, emotional disorders, and pulmonary conditions. The U.S. is spending over \$587 per American on the treatment of vision disorders every year, while only spending \$2.64 per American on research that can prevent these conditions and improve outcomes for patients.

The Centers for Disease Control (CDC) estimates that three in five Americans over 40 have eye and vision problems (over 90 million Americans). By 2030, over 50% of the global population is projected to be myopic and by 2050, without effective interventions, CDC estimates a 72% increase in diabetic retinopathy, an 87% increase in cataracts, a 100% increase in glaucoma, a 100% increase in macular degeneration, and a 150% increase in vision impairment and blindness, resulting in an annual cost of \$750 B for vision impairment and eye disease, (inflation-adjusted dollars).

NEW MEXICO

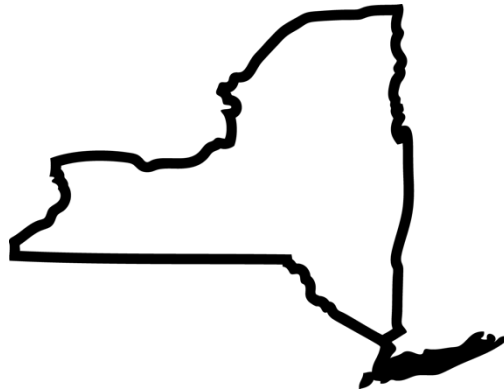


Statewide Economic Burden of Vision Loss:	\$928,000,000
Statewide Prevalence of AMD Age 40 and older:	267,148
Statewide Prevalence of Diabetic Retinopathy:	59,865
Statewide Prevalence of Diagnosed Glaucoma:	34,348
Current Statewide National Eye Institute Funding:	\$1,224,015

Nationwide, vision disorders have the fifth-highest direct medical costs estimated at \$201 billion in 2026 – only less than heart disease, cancers, emotional disorders, and pulmonary conditions. The U.S. is spending over \$587 per American on the treatment of vision disorders every year, while only spending \$2.64 per American on research that can prevent these conditions and improve outcomes for patients.

The Centers for Disease Control (CDC) estimates that three in five Americans over 40 have eye and vision problems (over 90 million Americans). By 2030, over 50% of the global population is projected to be myopic and by 2050, without effective interventions, CDC estimates a 72% increase in diabetic retinopathy, an 87% increase in cataracts, a 100% increase in glaucoma, a 100% increase in macular degeneration, and a 150% increase in vision impairment and blindness, resulting in an annual cost of \$750 B for vision impairment and eye disease, (inflation-adjusted dollars).

NEW YORK

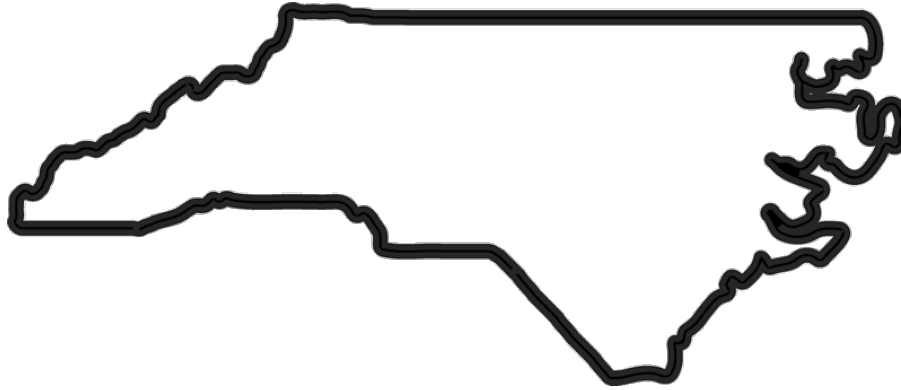


Statewide Economic Burden of Vision Loss:	\$11,699,000,000
Statewide Prevalence of AMD Age 40 and older:	1,450,602
Statewide Prevalence of Diabetic Retinopathy:	511,680
Statewide Prevalence of Diagnosed Glaucoma:	294,300
Statewide Prevalence of All Other Eye Disorders:	846,900
Current Statewide National Eye Institute Funding:	\$70,801,385

Nationwide, vision disorders have the fifth-highest direct medical costs estimated at \$201 billion in 2026 – only less than heart disease, cancers, emotional disorders, and pulmonary conditions. The U.S. is spending over \$587 per American on the treatment of vision disorders every year, while only spending \$2.64 per American on research that can prevent these conditions and improve outcomes for patients.

The Centers for Disease Control (CDC) estimates that three in five Americans over 40 have eye and vision problems (over 90 million Americans). By 2030, over 50% of the global population is projected to be myopic and by 2050, without effective intervention interventions, CDC estimates a 72% increase in diabetic retinopathy, an 87% increase in cataracts, a 100% increase in glaucoma, a 100% increase in macular degeneration, and a 150% increase in vision impairment and blindness, resulting in an annual cost of \$750 B for vision impairment and eye disease, (inflation-adjusted dollars).

NORTH CAROLINA



Statewide Economic Burden of Vision Loss:	\$4,087,000,000
Statewide Prevalence of AMD Age 40 and older:	558,211
Statewide Prevalence of Diabetic Retinopathy:	395,900
Statewide Prevalence of Diagnosed Glaucoma:	126,700
Statewide Prevalence of All Other Eye Disorders:	515,900
Current Statewide National Eye Institute Funding:	\$33,100,668

Nationwide, vision disorders have the fifth-highest direct medical costs estimated at \$201 billion in 2026 – only less than heart disease, cancers, emotional disorders, and pulmonary conditions. The U.S. is spending over \$587 per American on the treatment of vision disorders every year, while only spending \$2.64 per American on research that can prevent these conditions and improve outcomes for patients.

The Centers for Disease Control (CDC) estimates that three in five Americans over 40 have eye and vision problems (over 90 million Americans). By 2030, over 50% of the global population is projected to be myopic and by 2050, without effective interventions, CDC estimates a 72% increase in diabetic retinopathy, an 87% increase in cataracts, a 100% increase in glaucoma, a 100% increase in macular degeneration, and a 150% increase in vision impairment and blindness, resulting in an annual cost of \$750 B for vision impairment and eye disease, (inflation-adjusted dollars).

NORTH DAKOTA



Statewide Economic Burden of Vision Loss:	\$320,000,000
Statewide Prevalence of AMD Age 40 and older:	98,166
Statewide Prevalence of Diabetic Retinopathy:	21,998
Statewide Prevalence of Diagnosed Glaucoma:	12,621
Current Statewide National Eye Institute Funding:	N/A

Nationwide, vision disorders have the fifth-highest direct medical costs estimated at \$201 billion in 2026 – only less than heart disease, cancers, emotional disorders, and pulmonary conditions. The U.S. is spending over \$587 per American on the treatment of vision disorders every year, while only spending \$2.64 per American on research that can prevent these conditions and improve outcomes for patients.

The Centers for Disease Control (CDC) estimates that three in five Americans over 40 have eye and vision problems (over 90 million Americans). By 2030, over 50% of the global population is projected to be myopic and by 2050, without effective interventions, CDC estimates a 72% increase in diabetic retinopathy, an 87% increase in cataracts, a 100% increase in glaucoma, a 100% increase in macular degeneration, and a 150% increase in vision impairment and blindness, resulting in an annual cost of \$750 B for vision impairment and eye disease, (inflation-adjusted dollars).

OHIO



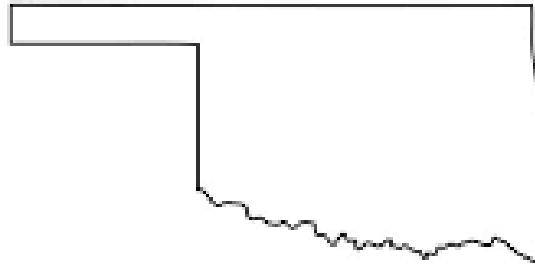
Statewide Economic Burden of Vision Loss:	\$4,938,000,000
Statewide Prevalence of AMD Age 40 and older:	730,184
Statewide Prevalence of Diabetic Retinopathy:	347,511
Statewide Prevalence of Diagnosed Glaucoma:	170,845
Statewide Prevalence of All Other Eye Disorders:	1,004,443
Current Statewide National Eye Institute Funding:	\$30,173,219

Nationwide, vision disorders have the fifth-highest direct medical costs estimated at \$201 billion in 2026 – only less than heart disease, cancers, emotional disorders, and pulmonary conditions. The U.S. is spending over \$587 per American on the treatment of vision disorders every year, while only spending \$2.64 per American on research that can prevent these conditions and improve outcomes for patients.

The Centers for Disease Control (CDC) estimates that three in five Americans over 40 have eye and vision problems (over 90 million Americans). By 2030, over 50% of the global population is projected to be myopic and by 2050, without effective interventions, CDC estimates a 72% increase in diabetic retinopathy, an 87% increase in cataracts, a 100% increase in glaucoma, a 100% increase in macular degeneration, and a 150% increase in vision impairment and blindness, resulting in an annual cost of \$750 B for vision impairment and eye disease, (inflation-adjusted dollars).

*Data compiled from the Centers for Disease Control and Prevention (CDC) Vision and Eye Health Surveillance System (VEHSS)

OKLAHOMA



Statewide Economic Burden of Vision Loss:	\$1,827,000,000
Statewide Prevalence of AMD Age 40 and older:	211,858
Statewide Prevalence of Diabetic Retinopathy:	114,018
Statewide Prevalence of Diagnosed Glaucoma:	55,700
Statewide Prevalence of All Other Eye Disorders:	712,904
Current Statewide National Eye Institute Funding:	\$8,054,179

Nationwide, vision disorders have the fifth-highest direct medical costs estimated at \$201 billion in 2026 – only less than heart disease, cancers, emotional disorders, and pulmonary conditions. The U.S. is spending over \$587 per American on the treatment of vision disorders every year, while only spending \$2.64 per American on research that can prevent these conditions and improve outcomes for patients.

The Centers for Disease Control (CDC) estimates that three in five Americans over 40 have eye and vision problems (over 90 million Americans). By 2030, over 50% of the global population is projected to be myopic and by 2050, without effective interventions, CDC estimates a 72% increase in diabetic retinopathy, an 87% increase in cataracts, a 100% increase in glaucoma, a 100% increase in macular degeneration, and a 150% increase in vision impairment and blindness, resulting in an annual cost of \$750 B for vision impairment and eye disease, (inflation-adjusted dollars).

OREGON



Statewide Economic Burden of Vision Loss:	\$1,474,000,000
Statewide Prevalence of AMD Age 40 and older:	247,346
Statewide Prevalence of Diabetic Retinopathy:	110,240
Statewide Prevalence of Diagnosed Glaucoma:	39,000
Statewide Prevalence of All Other Eye Disorders:	161,900
Current Statewide National Eye Institute Funding:	\$18,633,452

Nationwide, vision disorders have the fifth-highest direct medical costs estimated at \$201 billion in 2026 – only less than heart disease, cancers, emotional disorders, and pulmonary conditions. The U.S. is spending over \$587 per American on the treatment of vision disorders every year, while only spending \$2.64 per American on research that can prevent these conditions and improve outcomes for patients.

The Centers for Disease Control (CDC) estimates that three in five Americans over 40 have eye and vision problems (over 90 million Americans). By 2030, over 50% of the global population is projected to be myopic and by 2050, without effective interventions, CDC estimates a 72% increase in diabetic retinopathy, an 87% increase in cataracts, a 100% increase in glaucoma, a 100% increase in macular degeneration, and a 150% increase in vision impairment and blindness, resulting in an annual cost of \$750 B for vision impairment and eye disease, (inflation-adjusted dollars).

PENNSYLVANIA



Statewide Economic Burden of Vision Loss:	\$6,853,000,000
Statewide Prevalence of AMD Age 40 and older:	996,800
Statewide Prevalence of Diabetic Retinopathy:	389,100
Statewide Prevalence of Diagnosed Glaucoma:	184,200
Statewide Prevalence of All Other Eye Disorders:	632,800
Current Statewide National Eye Institute Funding:	\$54,513,696

Nationwide, vision disorders have the fifth-highest direct medical costs estimated at \$201 billion in 2026 – only less than heart disease, cancers, emotional disorders, and pulmonary conditions. The U.S. is spending over \$587 per American on the treatment of vision disorders every year, while only spending \$2.64 per American on research that can prevent these conditions and improve outcomes for patients.

The Centers for Disease Control (CDC) estimates that three in five Americans over 40 have eye and vision problems (over 90 million Americans). By 2030, over 50% of the global population is projected to be myopic and by 2050, without effective interventions, CDC estimates a 72% increase in diabetic retinopathy, an 87% increase in cataracts, a 100% increase in glaucoma, a 100% increase in macular degeneration, and a 150% increase in vision impairment and blindness, resulting in an annual cost of \$750 B for vision impairment and eye disease, (inflation-adjusted dollars).

*Data compiled from the Centers for Disease Control and Prevention (CDC) Vision and Eye Health Surveillance System (VEHSS)

PUERTO RICO



Statewide Prevalence of AMD Age 40 and older:	1,280
Statewide Prevalence of Diabetic Retinopathy:	5,538
Statewide Prevalence of Diagnosed Glaucoma:	12,553
Statewide Prevalence of All Other Eye Disorders:	651,675
Current Statewide National Eye Institute Funding:	\$0

Nationwide, vision disorders have the fifth-highest direct medical costs estimated at \$201 billion in 2026 – only less than heart disease, cancers, emotional disorders, and pulmonary conditions. The U.S. is spending over \$587 per American on the treatment of vision disorders every year, while only spending \$2.64 per American on research that can prevent these conditions and improve outcomes for patients.

The Centers for Disease Control (CDC) estimates that three in five Americans over 40 have eye and vision problems (over 90 million Americans). By 2030, over 50% of the global population is projected to be myopic and by 2050, without effective interventions, CDC estimates a 72% increase in diabetic retinopathy, an 87% increase in cataracts, a 100% increase in glaucoma, a 100% increase in macular degeneration, and a 150% increase in vision impairment and blindness, resulting in an annual cost of \$750 B for vision impairment and eye disease, (inflation-adjusted dollars).

RHODE ISLAND

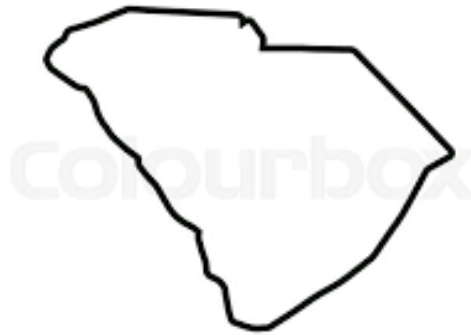


Statewide Economic Burden of Vision Loss:	\$503,000,000
Statewide Prevalence of AMD Age 40 and older:	138,270
Statewide Prevalence of Diabetic Retinopathy:	30,985
Statewide Prevalence of Diagnosed Glaucoma:	17,778
Current Statewide National Eye Institute Funding:	\$2,567,925

Nationwide, vision disorders have the fifth-highest direct medical costs estimated at \$201 billion in 2026 – only less than heart disease, cancers, emotional disorders, and pulmonary conditions. The U.S. is spending over \$587 per American on the treatment of vision disorders every year, while only spending \$2.64 per American on research that can prevent these conditions and improve outcomes for patients.

The Centers for Disease Control (CDC) estimates that three in five Americans over 40 have eye and vision problems (over 90 million Americans). By 2030, over 50% of the global population is projected to be myopic and by 2050, without effective interventions, CDC estimates a 72% increase in diabetic retinopathy, an 87% increase in cataracts, a 100% increase in glaucoma, a 100% increase in macular degeneration, and a 150% increase in vision impairment and blindness, resulting in an annual cost of \$750 B for vision impairment and eye disease, (inflation-adjusted dollars).

SOUTH CAROLINA



Statewide Economic Burden of Vision Loss:	\$2,134,000,000
Statewide Prevalence of AMD Age 40 and older:	665,612
Statewide Prevalence of Diabetic Retinopathy:	149,157
Statewide Prevalence of Diagnosed Glaucoma:	85,579
Current Statewide National Eye Institute Funding:	\$2,580,317

Nationwide, vision disorders have the fifth-highest direct medical costs estimated at \$201 billion in 2026 – only less than heart disease, cancers, emotional disorders, and pulmonary conditions. The U.S. is spending over \$587 per American on the treatment of vision disorders every year, while only spending \$2.64 per American on research that can prevent these conditions and improve outcomes for patients.

The Centers for Disease Control (CDC) estimates that three in five Americans over 40 have eye and vision problems (over 90 million Americans). By 2030, over 50% of the global population is projected to be myopic and by 2050, without effective interventions, CDC estimates a 72% increase in diabetic retinopathy, an 87% increase in cataracts, a 100% increase in glaucoma, a 100% increase in macular degeneration, and a 150% increase in vision impairment and blindness, resulting in an annual cost of \$750 B for vision impairment and eye disease, (inflation-adjusted dollars).

SOUTH DAKOTA



Statewide Economic Burden of Vision Loss:	\$383,000,000
Statewide Prevalence of AMD Age 40 and older:	114,638
Statewide Prevalence of Diabetic Retinopathy:	25,689
Statewide Prevalence of Diagnosed Glaucoma:	14,739
Current Statewide National Eye Institute Funding:	N/A

Nationwide, vision disorders have the fifth-highest direct medical costs estimated at \$201 billion in 2026 – only less than heart disease, cancers, emotional disorders, and pulmonary conditions. The U.S. is spending over \$587 per American on the treatment of vision disorders every year, while only spending \$2.64 per American on research that can prevent these conditions and improve outcomes for patients.

The Centers for Disease Control (CDC) estimates that three in five Americans over 40 have eye and vision problems (over 90 million Americans). By 2030, over 50% of the global population is projected to be myopic and by 2050, without effective interventions, CDC estimates a 72% increase in diabetic retinopathy, an 87% increase in cataracts, a 100% increase in glaucoma, a 100% increase in macular degeneration, and a 150% increase in vision impairment and blindness, resulting in an annual cost of \$750 B for vision impairment and eye disease, (inflation-adjusted dollars).

TENNESSEE



Statewide Economic Burden of Vision Loss:	\$3,086,000,000
Statewide Prevalence of AMD Age 40 and older:	366,955
Statewide Prevalence of Diabetic Retinopathy:	197,428
Statewide Prevalence of Diagnosed Glaucoma:	69,900
Statewide Prevalence of All Other Eye Disorders:	307,300
Current Statewide National Eye Institute Funding:	\$20,349,577

Nationwide, vision disorders have the fifth-highest direct medical costs estimated at \$201 billion in 2026 – only less than heart disease, cancers, emotional disorders, and pulmonary conditions. The U.S. is spending over \$587 per American on the treatment of vision disorders every year, while only spending \$2.64 per American on research that can prevent these conditions and improve outcomes for patients.

The Centers for Disease Control (CDC) estimates that three in five Americans over 40 have eye and vision problems (over 90 million Americans). By 2030, over 50% of the global population is projected to be myopic and by 2050, without effective interventions, CDC estimates a 72% increase in diabetic retinopathy, an 87% increase in cataracts, a 100% increase in glaucoma, a 100% increase in macular degeneration, and a 150% increase in vision impairment and blindness, resulting in an annual cost of \$750 B for vision impairment and eye disease, (inflation-adjusted dollars).

TEXAS

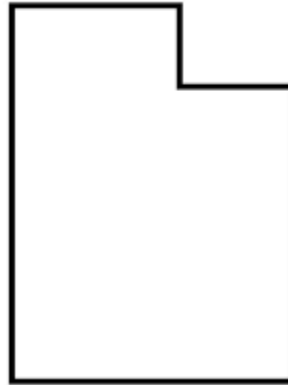


Statewide Economic Burden of Vision Loss:	\$10,960,000,000
Statewide Prevalence of AMD Age 40 and older:	1,291,009
Statewide Prevalence of Diabetic Retinopathy:	1,021,020
Statewide Prevalence of Diagnosed Glaucoma:	242,300
Statewide Prevalence of All Other Eye Disorders:	909,500
Current Statewide National Eye Institute Funding:	\$57,038,646

Nationwide, vision disorders have the fifth-highest direct medical costs estimated at \$201 billion in 2026 – only less than heart disease, cancers, emotional disorders, and pulmonary conditions. The U.S. is spending over \$587 per American on the treatment of vision disorders every year, while only spending \$2.64 per American on research that can prevent these conditions and improve outcomes for patients.

The Centers for Disease Control (CDC) estimates that three in five Americans over 40 have eye and vision problems (over 90 million Americans). By 2030, over 50% of the global population is projected to be myopic and by 2050, without effective interventions, CDC estimates a 72% increase in diabetic retinopathy, an 87% increase in cataracts, a 100% increase in glaucoma, a 100% increase in macular degeneration, and a 150% increase in vision impairment and blindness, resulting in an annual cost of \$750 B for vision impairment and eye disease, (inflation-adjusted dollars).

UTAH



Statewide Economic Burden of Vision Loss:	\$1,004,000,000
Statewide Prevalence of AMD Age 40 and older:	425,981
Statewide Prevalence of Diabetic Retinopathy:	95,458
Statewide Prevalence of Diagnosed Glaucoma:	54,769
Current Statewide National Eye Institute Funding:	\$13,370,263

Nationwide, vision disorders have the fifth-highest direct medical costs estimated at \$201 billion in 2026 – only less than heart disease, cancers, emotional disorders, and pulmonary conditions. The U.S. is spending over \$587 per American on the treatment of vision disorders every year, while only spending \$2.64 per American on research that can prevent these conditions and improve outcomes for patients.

The Centers for Disease Control (CDC) estimates that three in five Americans over 40 have eye and vision problems (over 90 million Americans). By 2030, over 50% of the global population is projected to be myopic and by 2050, without effective interventions, CDC estimates a 72% increase in diabetic retinopathy, an 87% increase in cataracts, a 100% increase in glaucoma, a 100% increase in macular degeneration, and a 150% increase in vision impairment and blindness, resulting in an annual cost of \$750 B for vision impairment and eye disease, (inflation-adjusted dollars).

*Data compiled from the Centers for Disease Control and Prevention (CDC) Vision and Eye Health Surveillance System (VEHSS)

VERMONT

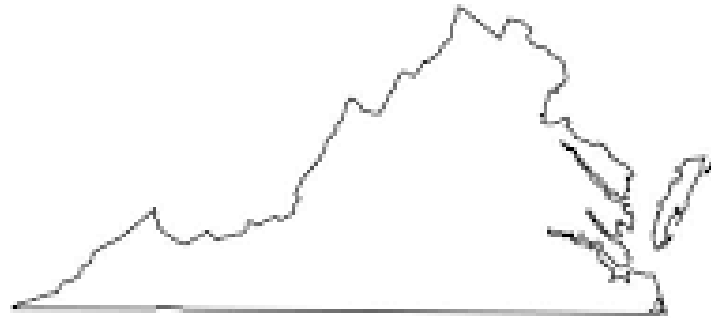


Statewide Economic Burden of Vision Loss:	\$305,000,000
Statewide Prevalence of AMD Age 40 and older:	81,028
Statewide Prevalence of Diabetic Retinopathy:	18,157
Statewide Prevalence of Diagnosed Glaucoma:	10,418
Current Statewide National Eye Institute Funding:	\$459,286

Nationwide, vision disorders have the fifth-highest direct medical costs estimated at \$201 billion in 2026 – only less than heart disease, cancers, emotional disorders, and pulmonary conditions. The U.S. is spending over \$587 per American on the treatment of vision disorders every year, while only spending \$2.64 per American on research that can prevent these conditions and improve outcomes for patients.

The Centers for Disease Control (CDC) estimates that three in five Americans over 40 have eye and vision problems (over 90 million Americans). By 2030, over 50% of the global population is projected to be myopic and by 2050, without effective interventions, CDC estimates a 72% increase in diabetic retinopathy, an 87% increase in cataracts, a 100% increase in glaucoma, a 100% increase in macular degeneration, and a 150% increase in vision impairment and blindness, resulting in an annual cost of \$750 B for vision impairment and eye disease, (inflation-adjusted dollars).

VIRGINIA

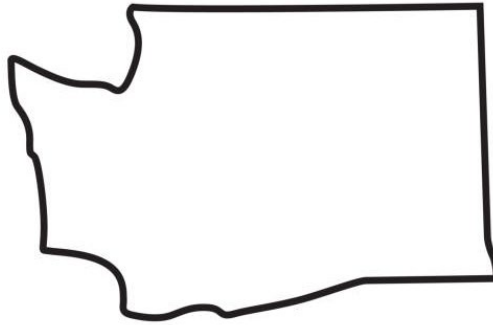


Statewide Economic Burden of Vision Loss:	\$3,506,000,000
Statewide Prevalence of AMD Age 40 and older:	1,110,211
Statewide Prevalence of Diabetic Retinopathy:	248,787
Statewide Prevalence of Diagnosed Glaucoma:	142,741
Current Statewide National Eye Institute Funding:	\$5,664,831

Nationwide, vision disorders have the fifth-highest direct medical costs estimated at \$201 billion in 2026 – only less than heart disease, cancers, emotional disorders, and pulmonary conditions. The U.S. is spending over \$587 per American on the treatment of vision disorders every year, while only spending \$2.64 per American on research that can prevent these conditions and improve outcomes for patients.

The Centers for Disease Control (CDC) estimates that three in five Americans over 40 have eye and vision problems (over 90 million Americans). By 2030, over 50% of the global population is projected to be myopic and by 2050, without effective interventions, CDC estimates a 72% increase in diabetic retinopathy, an 87% increase in cataracts, a 100% increase in glaucoma, a 100% increase in macular degeneration, and a 150% increase in vision impairment and blindness, resulting in an annual cost of \$750 B for vision impairment and eye disease, (inflation-adjusted dollars).

WASHINGTON

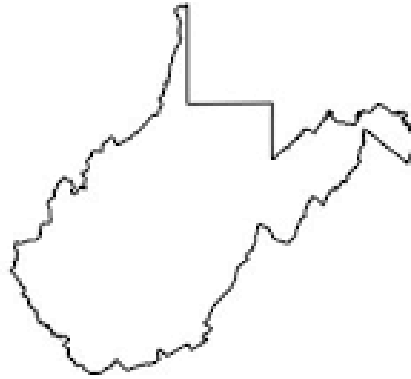


Statewide Economic Burden of Vision Loss:	\$2,624,000,000
Statewide Prevalence of AMD Age 40 and older:	427,712
Statewide Prevalence of Diabetic Retinopathy:	210,222
Statewide Prevalence of Diagnosed Glaucoma:	89,400
Statewide Prevalence of All Other Eye Disorders:	321,900
Current Statewide National Eye Institute Funding:	\$17,424,060

Nationwide, vision disorders have the fifth-highest direct medical costs estimated at \$201 billion in 2026 – only less than heart disease, cancers, emotional disorders, and pulmonary conditions. The U.S. is spending over \$587 per American on the treatment of vision disorders every year, while only spending \$2.64 per American on research that can prevent these conditions and improve outcomes for patients.

The Centers for Disease Control (CDC) estimates that three in five Americans over 40 have eye and vision problems (over 90 million Americans). By 2030, over 50% of the global population is projected to be myopic and by 2050, without effective interventions, CDC estimates a 72% increase in diabetic retinopathy, an 87% increase in cataracts, a 100% increase in glaucoma, a 100% increase in macular degeneration, and a 150% increase in vision impairment and blindness, resulting in an annual cost of \$750 B for vision impairment and eye disease, (inflation-adjusted dollars).

WEST VIRGINIA



Statewide Economic Burden of Vision Loss:	\$942,000,000
Statewide Prevalence of AMD Age 40 and older:	221,220
Statewide Prevalence of Diabetic Retinopathy:	49,573
Statewide Prevalence of Diagnosed Glaucoma:	28,443
Current Statewide National Eye Institute Funding:	\$4,862,592

Nationwide, vision disorders have the fifth-highest direct medical costs estimated at \$201 billion in 2026 – only less than heart disease, cancers, emotional disorders, and pulmonary conditions. The U.S. is spending over \$587 per American on the treatment of vision disorders every year, while only spending \$2.64 per American on research that can prevent these conditions and improve outcomes for patients.

The Centers for Disease Control (CDC) estimates that three in five Americans over 40 have eye and vision problems (over 90 million Americans). By 2030, over 50% of the global population is projected to be myopic and by 2050, without effective interventions, CDC estimates a 72% increase in diabetic retinopathy, an 87% increase in cataracts, a 100% increase in glaucoma, a 100% increase in macular degeneration, and a 150% increase in vision impairment and blindness, resulting in an annual cost of \$750 B for vision impairment and eye disease, (inflation-adjusted dollars).

WISCONSIN



Statewide Economic Burden of Vision Loss:	\$1,971,000,000
Statewide Prevalence of AMD Age 40 and older:	336,375
Statewide Prevalence of Diabetic Retinopathy:	137,375
Statewide Prevalence of Diagnosed Glaucoma:	74,895
Statewide Prevalence of All Other Eye Disorders:	1,168,160
Current Statewide National Eye Institute Funding:	\$20,161,980

Nationwide, vision disorders have the fifth-highest direct medical costs estimated at \$201 billion in 2026 – only less than heart disease, cancers, emotional disorders, and pulmonary conditions. The U.S. is spending over \$587 per American on the treatment of vision disorders every year, while only spending \$2.64 per American on research that can prevent these conditions and improve outcomes for patients.

The Centers for Disease Control (CDC) estimates that three in five Americans over 40 have eye and vision problems (over 90 million Americans). By 2030, over 50% of the global population is projected to be myopic and by 2050, without effective interventions, CDC estimates a 72% increase in diabetic retinopathy, an 87% increase in cataracts, a 100% increase in glaucoma, a 100% increase in macular degeneration, and a 150% increase in vision impairment and blindness, resulting in an annual cost of \$750 B for vision impairment and eye disease, (inflation-adjusted dollars).

*Data compiled from the Centers for Disease Control and Prevention (CDC) Vision and Eye Health Surveillance System (VEHSS)

WYOMING



Statewide Economic Burden of Vision Loss:	\$250,000,000
Statewide Prevalence of AMD Age 40 and older:	73,254
Statewide Prevalence of Diabetic Retinopathy:	16,415
Statewide Prevalence of Diagnosed Glaucoma:	9,418
Current Statewide National Eye Institute Funding:	N/A

Nationwide, vision disorders have the fifth-highest direct medical costs estimated at \$201 billion in 2026 – only less than heart disease, cancers, emotional disorders, and pulmonary conditions. The U.S. is spending over \$587 per American on the treatment of vision disorders every year, while only spending \$2.64 per American on research that can prevent these conditions and improve outcomes for patients.

The Centers for Disease Control (CDC) estimates that three in five Americans over 40 have eye and vision problems (over 90 million Americans). By 2030, over 50% of the global population is projected to be myopic and by 2050, without effective interventions, CDC estimates a 72% increase in diabetic retinopathy, an 87% increase in cataracts, a 100% increase in glaucoma, a 100% increase in macular degeneration, and a 150% increase in vision impairment and blindness, resulting in an annual cost of \$750 B for vision impairment and eye disease, (inflation-adjusted dollars).

REFERENCES

Overall economic impact estimates: https://preventblindness.org/wp-content/uploads/2020/04/Economic-Burden-of-Vision-Final-Report_130611_0.pdf

Detailed State Data:

Economic Burden of Vision Loss All Ages, All Genders, All Categories:
<https://www.cdc.gov/vision-health/php/economics-explorer/index.html>

CDC Vision and Eye Health Surveillance System (VEHSS):
[AMD](#)

[Diabetic Retinopathy](#)

[Glaucoma](#)

[Other Eye Disorders](#)

Current NEI funding:

NIH Reporter, advanced search, agency: NEI, map of states
<https://reporter.nih.gov/advanced-search>